

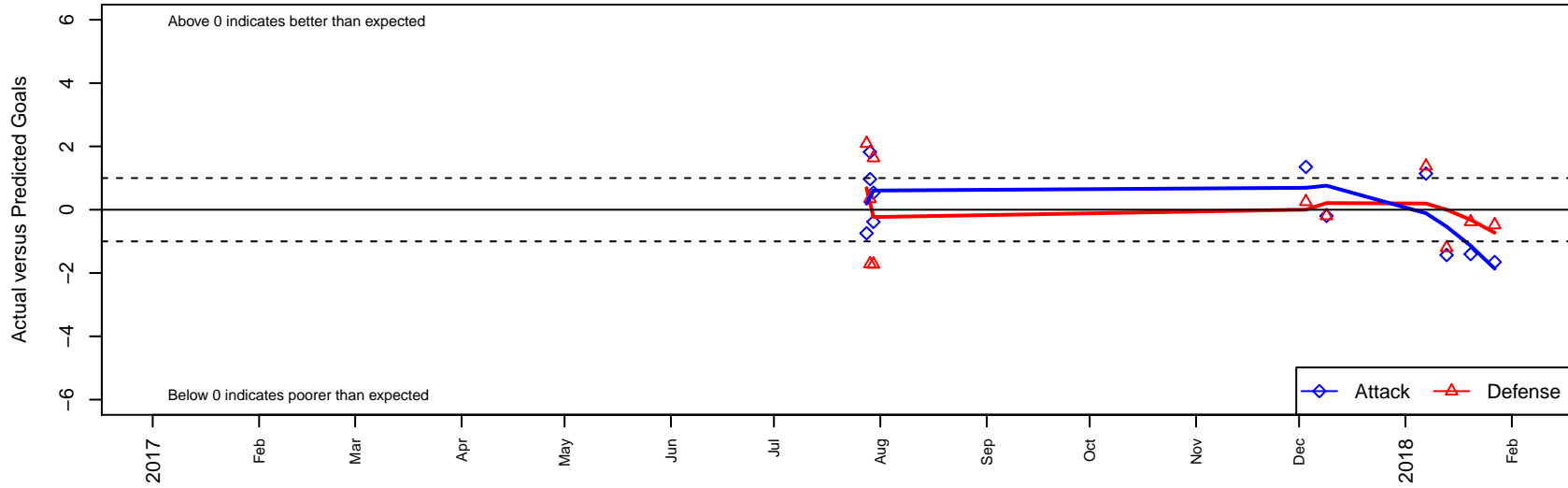
LSDSC Ladybugs G02

, WA
G02 total strength=1420
attack=13.48 defense=5.46
fall league = NPSL Div 2 (02) U16

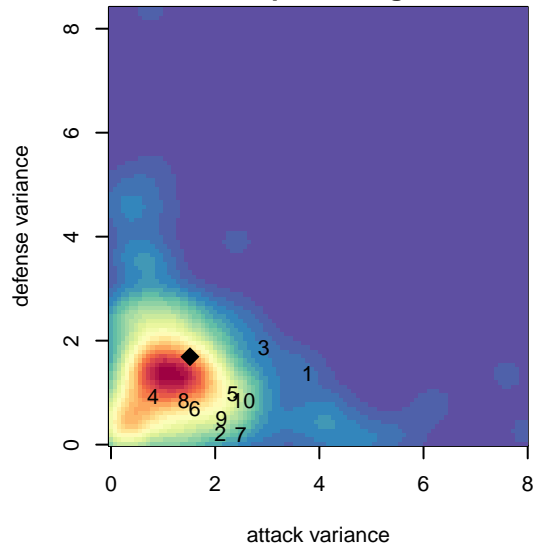
alt names used:
LSDSC Ladybugs
LSDSC G02 Ladybugs

Venues played:
2017 Crossfire Select U16 Silver
2017 NPSL Division 2 (02) U16

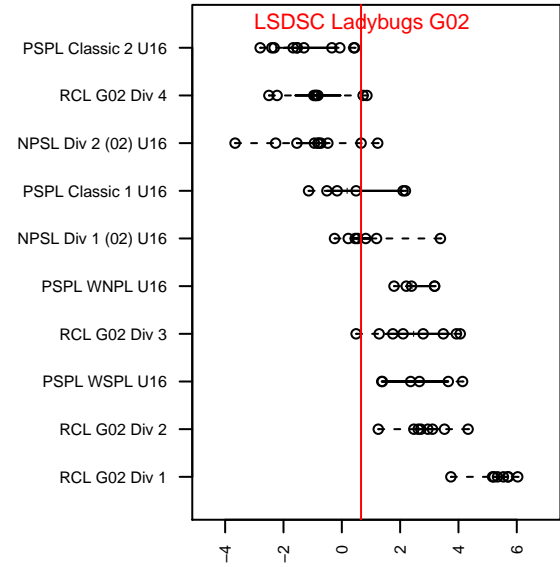
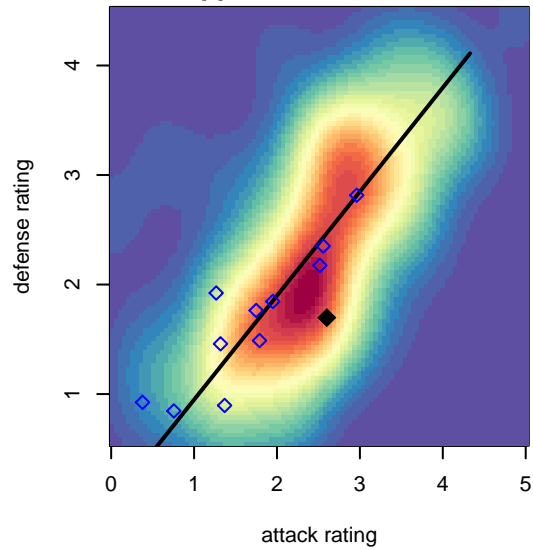
LSDSC Ladybugs G02
Dots are actual minus expected GF (blue circles) and GA (red triangles).
Blue line is smoothed change in attack strength. Red is smoothed change in defense strength.



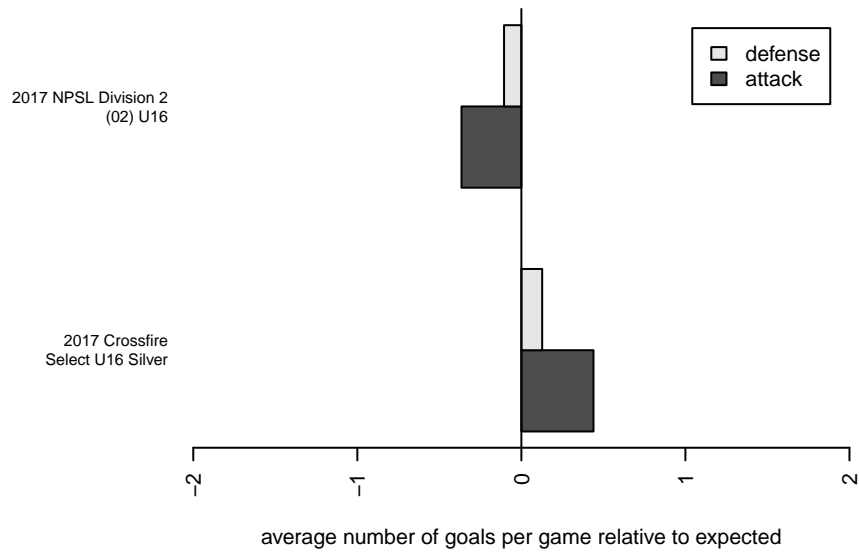
**attack and defense variance (black dot)
relative to other teams
and top 10 in region**



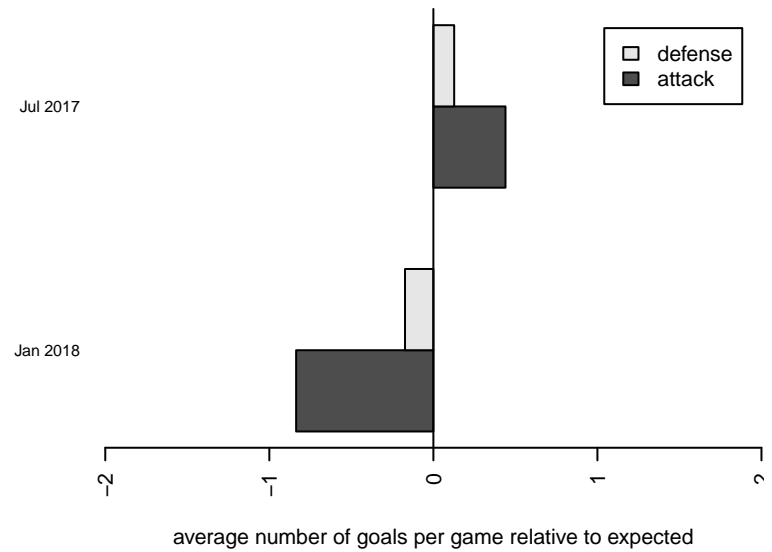
**attack and defense rating
relative to others at age
and all opponents in last 13 months**



Performance relative to 13 month average



Performance relative to 13 month average



date	home		away		venue	pred.home	pred.away
2018-01-27	LSDSC Ladybugs G02	1	Bremerton United Force G02	1	2017 NPSL Division 2 (02) U16	2.65	0.52
2018-01-20	Newport FC G02	1	LSDSC Ladybugs G02	5	2017 NPSL Division 2 (02) U16	0.62	6.40
2018-01-13	LSDSC Ladybugs G02	1	Mukilteo Rush Nero G02	2	2017 NPSL Division 2 (02) U16	2.43	0.80
2018-01-07	Seattle United S Blue G02	0	LSDSC Ladybugs G02	4	2017 NPSL Division 2 (02) U16	1.38	2.86
2017-12-09	LSDSC Ladybugs G02	3	Seattle United NE Blue G02	1	2017 NPSL Division 2 (02) U16	3.20	0.81
2017-12-03	BIFC Blue G02	0	LSDSC Ladybugs G02	7	2017 NPSL Division 2 (02) U16	0.25	5.65
2017-07-30	Mukilteo Rush G02	0	LSDSC Ladybugs G02	2	2017 Crossfire Select U16 Silver	1.64	1.46
2017-07-30	LSDSC Ladybugs G02	1	TSS Academy Red G02	4	2017 Crossfire Select U16 Silver	1.38	2.27
2017-07-29	North Mason Cascadia FC G02	0	LSDSC Ladybugs G02	7	2017 Crossfire Select U16 Silver	0.35	6.03
2017-07-29	LSDSC Ladybugs G02	4	HSC Galaxy G02	3	2017 Crossfire Select U16 Silver	2.18	1.29
2017-07-28	WA Rush Nero G02	1	LSDSC Ladybugs G02	0	2017 Crossfire Select U16 Silver	3.09	0.74